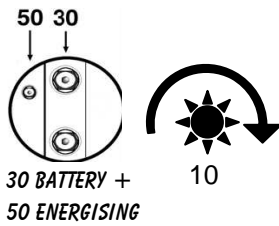


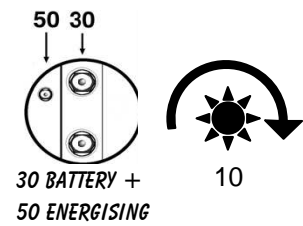
**F43479614 12V. 2,8KW. F43479615 12V. 2,5KW.**



**CRUCE DE REFERENCIAS:**  
10479614, 10465150, 6595,  
50-8428.  
**TIPO: 28MT**



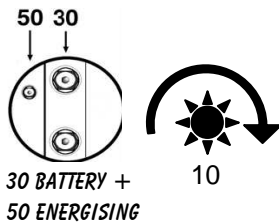
**CRUCE DE REFERENCIAS:**  
10479615, 10479618, 6585, 50-8425.  
**TIPO: 28MT**



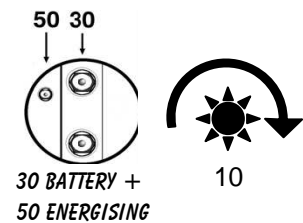
**F43107580 12V. 2,5KW. F43113277 24V. 3,6KW.**



**CRUCE DE REFERENCIAS:**  
1107580, 1109550, 1113275,  
1113278, 1998336, 1998383,  
1998387, 6584, 50-8406-2,  
US968.  
**TIPO: 28MT.**




**CRUCE DE REFERENCIAS:**  
1113277, 1113594, 6574, 6582, 50-8416,  
50-8421, US857.



**F4390282 24V. 7,5KW. F43465026 12V. 2,5KW.**



**CRUCE DE REFERENCIAS:**  
10478998, 45-2345, LRS01915,  
US864.



**CRUCE DE REFERENCIAS:**  
10465026, 10465043,  
10479621, 1113276, 1998423,  
3916854, 6573, 6583, 50-8407,  
50-8420, US845.

